



GE RV park power equipment

GE RV Equipment



GE1LU502SS



Unmetered
Surface Mount



GE1LU532SS



Unmetered,
Earth Burial
Pedestal

Unmetered Surface Mount

Model Number	Heads	Receptacles	Circuit Protection	Amps	Volts	Wire Range	Cabinet Size	Unit Weight
GE1LU032SS	1	30/20GFCI	THQL1130,THQL1120	100	120/240	W	9 X 17	14
GE1LU502SS	1	50/20GFCI	THQL2150,THQL1120	70	120/240	P	6 X 14	10
GE1LU532SS	1	50/30/20GFCI	THQL2150,THQL1130,THQL1120	100	120/240	W	9 X 17	16

Ring-Type Metered Surface Mount

Model Number	Heads	Receptacles	Circuit Protection	Amps	Volts	Wire Range	Cabinet Size	Unit Weight
GE1LM032SS	1	30/20GFCI	THQL1130,THQL1120	100	120/240	AA	9 X 30	24
GE1LM502SS	1	50/20GFCI	THQL2150,THQL1120	70	120/240	AA	9 X 30	25
GE1LM532SS	1	50/30/20GFCI	THQL2150,THQL1130,THQL1120	100	120/240	AA	9 X 30	25

Unmetered Padmount Pedestal

Model Number	Heads	Receptacles	Circuit Protection	Amps	Volts	Wire Range	Cabinet Size	Unit Weight
GE1LU032PS	1	30/20GFCI	THQL1130,THQL1120	70	120/240	T2	6PP	32
GE1LU532PB	2	50/30/20GFCI	THQL2150,THQL1130,THQL1120	100	120/240	S	9PP	62
GE1LU532PS	1	50/30/20GFCI	THQL2150,THQL1130,THQL1120	100	120/240	T2	9PP	47
GE1LU532PSL*	1	50/30/20GFCI	THQL2150,THQL1130,THQL1120	100	120/240	T2	9PP	36
GE7MU032PS	1	30/20GFCI	THQL1130,THQL1120,THQL1120	70	120/240	T2	6PT	32
GE7MU032PSL*	1	30/20GFCI	THQL1130,THQL1120,THQL1120	100	120/240	T2	6PT	30
GE7MU032PB	2	30/20GFCI	THQL1130,THQL1120,THQL1120	70	120/240	T2	6PT	47
GE7MU032PBL*	2	30/20GFCI	THQL1130,THQL1120,THQL1120	100	120/240	T2	6PT	42

*Lighted Unit

GE RV Equipment



GESFEM9



GETTV100



GEUH90G
Water Shroud



GE1LU532ES
Unmetered,
Earth Burial
Pedestal

Unmetered Earth Burial Pedestal

Model Number	Heads	Receptacles	Circuit Protection	Amps	Volts	Wire Range	Cabinet Size	Unit Weight
GE1LU032ES	1	30/20GFCI	THQL1130,THQL1120	70	120/240	T2	6EP	32
GE1LU032ESL*	1	30/20GFCI	THQL1130,THQL1120	70	120/240	T2	6EP	30
GE1LU532EB	2	50/30/20GFCI	THQL2150,THQL1130,THQL1120	100	120/240	S	9EP	62
GE1LU532ES	1	50/30/20GFCI	THQL2150,THQL1130,THQL1120	100	120/240	T2	9EP	47
GE1LU532ESL*	1	50/30/20GFCI	THQL2150,THQL1130,THQL1120	100	120/240	T2	9EP	36
GE1LU532ESG	1	50/30/20	THQL2150,THQL1130,THQL1120GF	100	120/240	T2	9PT	47

*Lighted Unit

Ring-Type Metered Padmount Pedestal

Model Number	Heads	Receptacles	Circuit Protection	Amps	Volts	Wire Range	Cabinet Size	Unit Weight
GE1LM532PS	1	50/30/20GFCI	THQL2150,THQL1130,THQL1120	100	120/240	T2	9PP	59

Ring-Type Metered Earth Burial Pedestal

Model Number	Heads	Receptacles	Circuit Protection	Amps	Volts	Wire Range	Cabinet Size	Unit Weight
GE1LM032ES	1	30/20GFCI	THQL1130,THQL1120	100	120/240	T2	9EP	53
GE1LM532EB	2	50/30/20GFCI	THQL2150,THQL1130,THQL1120	100	120/240	S	9EP	82
GE1LM532ES	1	50/30/20GFCI	THQL2150,THQL1130,THQL1120	100	120/240	T2	9EP	59
GE1LM532ESL*	1	50/30/20GFCI	THQL2150,THQL1130,THQL1120	100	120/240	T2	9EP	59
GE1LM532ESG	1	50/30/20	THQL2150,THQL1130,THQL1120GF	100	120/240	T2	9PT	59

*Lighted Unit

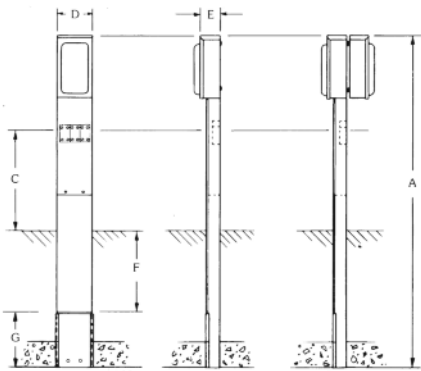
Accessories

Model Number	Circuit Protection
GEFBEM9	Earth Burial Stabilizer Base (wire from back only)
GESFEM9	9" Stabilizer Foot Kit (wire from side or back)
GETTV100	Bolt-on TV//Telephone Kit – 5"x18" RJ11 Phone Jack, Padmount or Earth Burial
GEUH90G	Add-on Water Shroud – Adapts to 9" wide galvanized steel post, grey color
GEUWATER34	3/4" Hose Bib Faucet for Post Applications

GE RV Equipment

Cabinet Dimensions

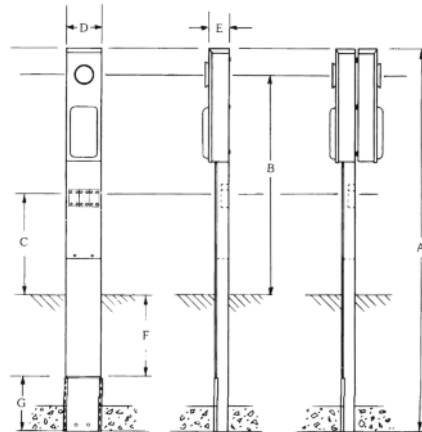
6EP Earth Burial



Unmetered

- A 62"
- C 19-3/4"
- D 6-1/2"
- E 3-1/4"
- F 18"
- G 6"

9EP Earth Burial



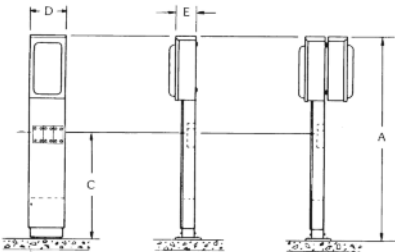
Unmetered

- A 65"
- B —
- C 19-1/8"
- D 9"
- E 3-1/2"*
- F 18"
- G 6"

Metered

- 77-1/2"
- 45-1/4"
- 19-1/8"
- 9"
- 3-1/2"*
- 18"
- 6"

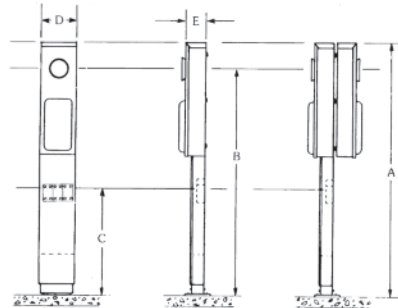
6PP Padmount



Unmetered

- A 36"
- C 17-3/4"
- D 6-1/2"
- E 3-3/4"

9PP Padmount



Unmetered

- A 65"
- B —
- C 19-1/8"
- D 9"
- E 3-1/2"*
- F 18"
- G 6"

Metered

- 77-1/2"
- 45-1/4"
- 19-1/8"
- 9"
- 3-1/2"*
- 18"
- 6"

Wire Range Tables

Table W

Connector	Copper		Aluminum	
	Solid	Strand	Solid	Strand
Line-Loop Feed	14-8	14-1/0	12-8	12-1/0
Load	14-10	14-10	—	—
Neutral-Large Hole	12-8	12-1/0	10-8	10-1/0
Neutral-Small Hole	14-8	14-4	12-8	12-4
Equip. Grnd.	12-8	12-2	12-8	12-2

Table P

Connector	Copper		Aluminum	
	Solid	Strand	Solid	Strand
Line	14-8	14-1/0	12-8	12-1/0
Load	14-10	14-10	—	—
Neutral-End Hole	14-8	14-2	12-8	12-2
Neutral-Side Hole	14-8	14-4	12-8	12-4
Equip. Grnd.	12-8	12-2	12-8	12-2

Table AA

Connector	Copper		Aluminum	
	Solid	Strand	Solid	Strand
Line	—	6-1/0	—	6-1/0
Load	14-10	14-10	—	—
Neutral-Large Hole	12-8	12-1/0	10-8	10-1/0
Neutral-Small Hole	14-8	14-4	12-8	12-4
Equip. Grnd.	12-8	12-2	12-8	12-2

Table S

Post Line Connectors Suitable for Loop Feed #6-350 KCMIL CU/AL	Equipment Ground #12-2 CU/AL
--	------------------------------

Table T2

Post Line Connectors Suitable for Loop Feed #1-300 KCMIL CU/AL	Equipment Ground #12-2 CU/AL
--	------------------------------

Information provided is subject to change without notice. Please verify all details with GE. All values are design or typical values when measured under laboratory conditions, and GE makes no warranty or guarantee, express or implied, that such performance will be obtained under end-use conditions.

GE Energy

41 Woodford Avenue, Plainville, CT 06062
www.geelectrical.com

© 2010 General Electric Company

